



ROAD
SAFETY

CULTURES

MY SAFE ROAD COMPANION



No:4
Subject: Shuttle



MY SAFE ROAD COMPANION



NO:4

ROADSAFETYCULTURES

I should wait in the bus stop area and on the sidewalk. Yes, here comes my shuttle!




When getting on and off the vehicle, I should follow the 3-point rule as I was taught.



I must never stand up before the vehicle comes to a complete stop. I must fasten my seat belt immediately

I should place my bag and other belongings in the space under the seat.





NO:4

MY SAFE ROAD COMPANION

ROAD
SAFETY



ROADSAFETYCULTURES

1

Wait on the sidewalk at the stop, behind the lines; do not move until the vehicle has come to a complete stop.

Apply the "3-point rule" when getting on and off: hold on with both hands and keep one foot on the step.

2

3

Once inside, place your bag in a secure spot (under the seat or using the bag belt); do not leave it in the aisle.

Fasten your seat belt as soon as you sit down, and do not stand up until the vehicle has stopped completely.

4

